







## BOSU® Equipment Comparison

					
<b>PRODUCT:</b>	<b>BOSU® PRO Balance Trainer</b>	<b>BOSU® Elite Balance Trainer</b>	<b>BOSU® Sport 50 Balance Trainer</b>	<b>BOSU® Home Balance Trainer</b>	<b>BOSU® Sport 55 Balance Trainer</b>
<b>Price</b>	Price \$275 + GST \$316.25	Price \$325 + GST \$373.75	Price \$130.43 + GST \$149.99	Price \$199.00 + GST \$228.85	Price \$140.00 + GST \$161.00
<b>Color</b>	Blue w/ Made in the USA logo, grey clamp & platform	Blue with grey clamp platform	Blue or pink with green clamp platform	Light blue with black clamp & platform	Blue
<b>Diameter</b>	26"	26"	22"	26"	22"
<b>Height (Inflated)</b>	8.5" to 9"	8.5 to 9"	8"	8.5" to 10"	8"
<b>Weight</b>	17 lbs.	17 lbs	10 lbs	15 lbs.	10 lbs.
<b>Valve Placement</b>	Bottom	Bottom	Top	Bottom	Top
<b>Bladder Weight</b>	8 lbs.	8 lbs	8 lbs	6.5 lbs.	Not available
<b>Platform Construction</b>	Dually overmolded	Dually overmolded	Dually overmolded	Single mold process	Single mold process
<b>Base Design</b>	Smooth, non-skid, non-marking	Smooth, non-skid, non-marking	Smooth, non-skid, non-marking	Non-skid, non-marking, (6) rubberized feet	Overmolded
<b>PACKAGE SPECIFICATIONS: Metric sizes</b>					
<b>Length</b>	64 cm	64 cm	55 cm	64 cm	56 cm
<b>Width</b>	64 cm	64 cm	55 cm	64 cm	56 cm
<b>Height</b>	10.2 cm	10.2 cm	10.2 cm	10.2 cm	10.16
<b>Weight</b>	8.6kg	8.6kg	5.3kg	7.2	5.3
<b>WARRANTY:</b>					
<b>Commercial Use</b>	1 Year Limited Warranty	2 Year Limited Warranty		Not Available	90 Day Limited Warranty
<b>Home Use</b>	1 Year Limited Warranty	2 Year Limited Warranty	90 Day limited for home usage	90 Day Limited Warranty	90 Day Limited Warranty
<b>OTHER INFORMATION:</b>					
<b>Features</b>	Highest grade version. Designed specifically for CLUB use. Largest surface area; widest range of stance options when standing on the dome.	Highest grade version. Designed specifically for CLUB use. Largest surface area; widest range of stance options when standing on the dome.	Individual grade version. Designed specifically for HOME use Smaller surface area; widest range of stance options when standing on the dome	Individual grade version. Designed specifically for HOME use. Largest surface area; widest range of stance options when standing on the dome.	Smaller surface area; lower range of stance options when standing on the dome; maximize widest range of stance options when standing on (2) units; designed for club or home use.
<b>Suggested Use</b>	All types of workouts	All types of workouts	All types of workouts	All types of workouts	Sports conditioning, circuits, kids fitness, yoga & pilates
<b>Weight Limit</b>	300 lbs.	400 lbs.	300 lbs.	300 lbs.	300 lbs.
<b>Origin</b>	Made in USA	Made in USA	Made in USA	Made in USA	Made in Taiwan
<b>Includes:</b>	Integrated Balance Training Manual &  DVD, owner's manual & foot pump (yellow) Depending on Purchase	Integrated Balance Training Manual &  DVD, owner's manual & foot pump (yellow) Depending on Purchase	foot pump (yellow)	Total Body Workout DVD, owner's manual  & foot pump (yellow)	Owner's manual, air pump